

Moving 4th-Year M.Sci. Symposia Online

Challenges and Opportunities

Stephen E. Potts, Mike Kelly and Jadranka Butorac

✉ s.potts@ucl.ac.uk

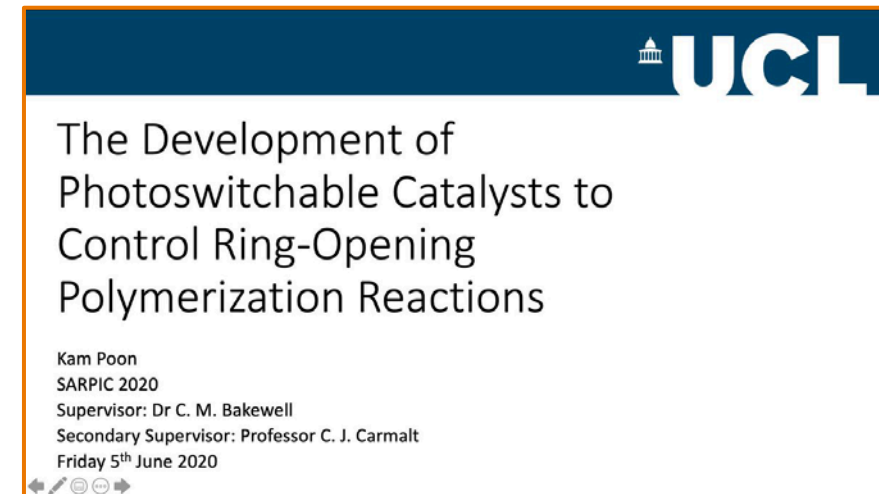
🐦 [@StephenEPotts](https://twitter.com/StephenEPotts)

Symposium for Advanced Chemistry Research Projects (SARPIC)

- Held in May.
- Each fourth-year M.Sci. student presents their work.
- Run as a full conference with parallel sessions.

Then came COVID-19!

- Move online using Blackboard Collaborate Ultra.
- Full training provided for students and staff.
- Students could either:
 - Present a pre-recorded video.
 - Present live.



Example of a year 4 SARPIC presentation
(acknowledgement: Kam Poon)

Challenge: Staff Confidence with Blackboard Collaborate

Including **two** chairs per session.

Subject Chair

- Introduced talks.
- Led the questions.



Technical Chair

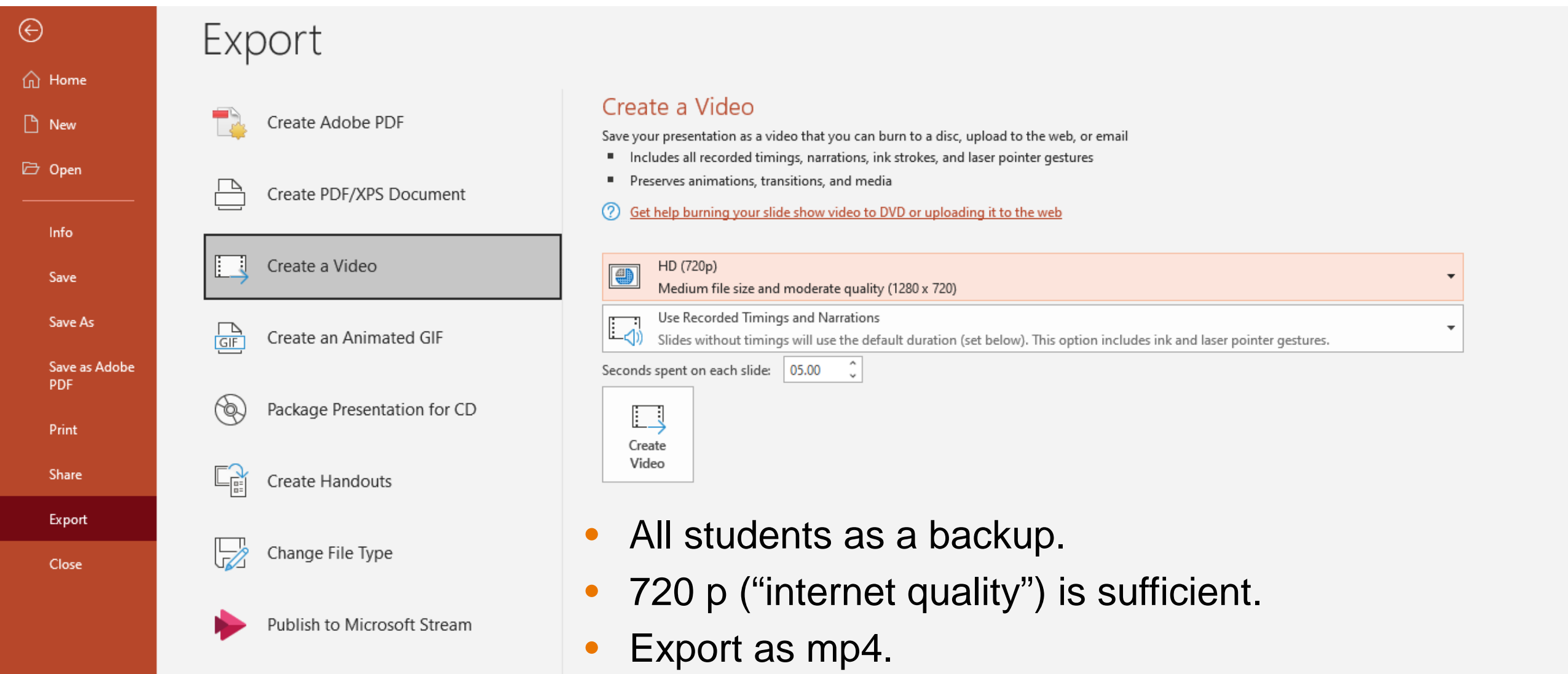
- Lined up the videos on their computer and played them.
- Managed the “roles” of students.



Benefits

- A backup chair if technical issues arose.
- At least two markers guaranteed per session.

Moving Online: Exporting from PowerPoint – All Students



The screenshot shows the PowerPoint 'Export' menu. The 'Create a Video' option is highlighted. The 'Create a Video' settings are expanded, showing 'HD (720p)' selected for resolution, 'Medium file size and moderate quality (1280 x 720)' for quality, and 'Use Recorded Timings and Narrations' for timing options. A dropdown menu for 'Seconds spent on each slide' is set to '05.00'. A 'Create Video' button is visible at the bottom of the settings panel.

Export

- Create Adobe PDF
- Create PDF/XPS Document
- Create a Video**
- Create an Animated GIF
- Package Presentation for CD
- Create Handouts
- Change File Type
- Publish to Microsoft Stream

Create a Video

Save your presentation as a video that you can burn to a disc, upload to the web, or email

- Includes all recorded timings, narrations, ink strokes, and laser pointer gestures
- Preserves animations, transitions, and media

[Get help burning your slide show video to DVD or uploading it to the web](#)

HD (720p)
Medium file size and moderate quality (1280 x 720)

Use Recorded Timings and Narrations
Slides without timings will use the default duration (set below). This option includes ink and laser pointer gestures.

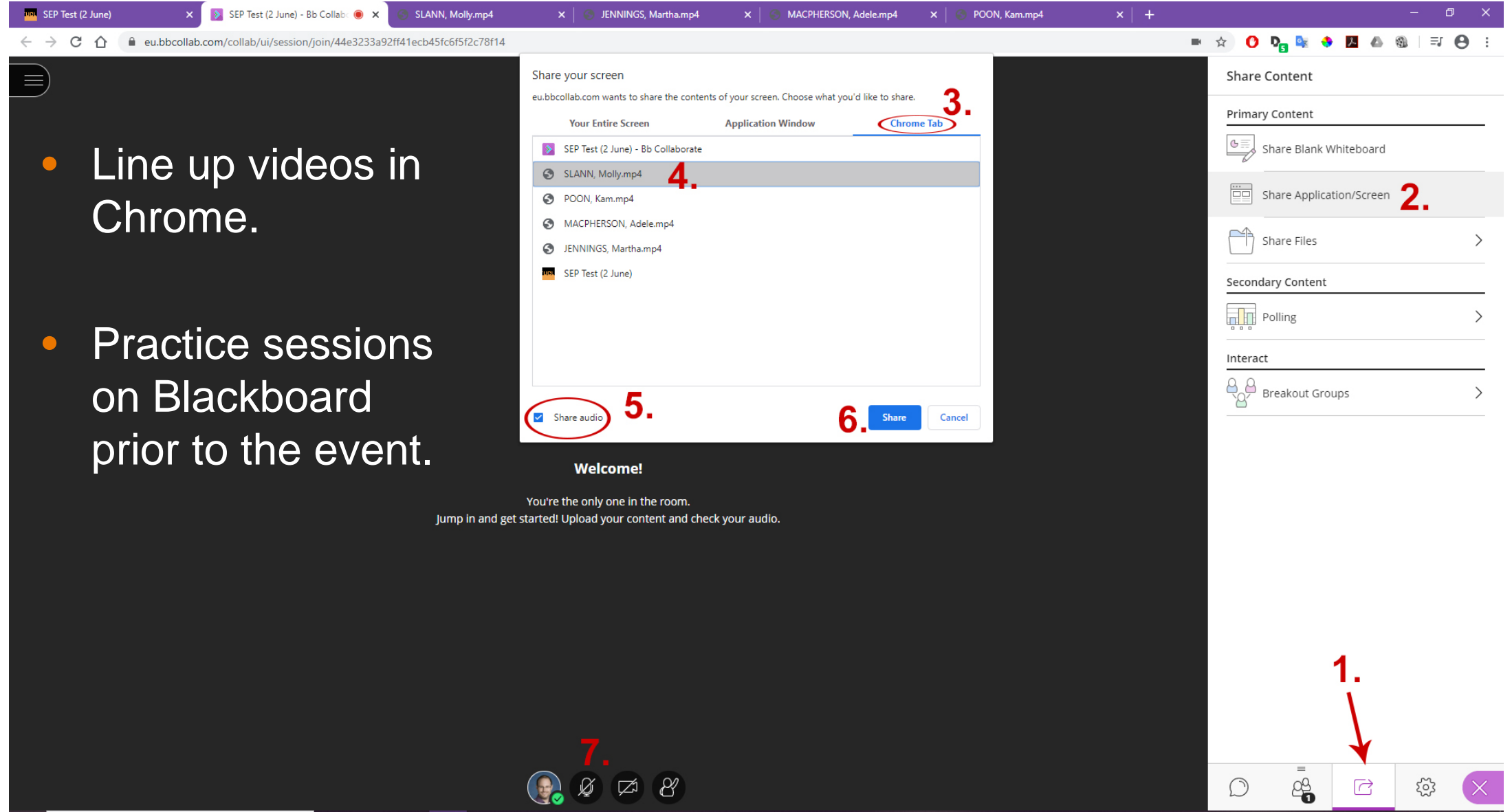
Seconds spent on each slide: 05.00

Create Video

- All students as a backup.
- 720 p (“internet quality”) is sufficient.
- Export as mp4.

Staff Sharing Videos in Blackboard Collaborate

- Line up videos in Chrome.
- Practice sessions on Blackboard prior to the event.



Share your screen

eu.bbcollab.com wants to share the contents of your screen. Choose what you'd like to share. **3.**

Your Entire Screen Application Window **Chrome Tab**

SEP Test (2 June) - Bb Collaborate

4. SLANN, Molly.mp4

POON, Kam.mp4

MACPHERSON, Adele.mp4

JENNINGS, Martha.mp4

SEP Test (2 June)

Share audio **5.**

6. Share Cancel

Share Content

Primary Content

Share Blank Whiteboard

Share Application/Screen **2.**

Share Files >

Secondary Content

Polling >

Interact

Breakout Groups >

1.

7.

Welcome!

You're the only one in the room.
Jump in and get started! Upload your content and check your audio.

Marking Online

SARPIC Marking 6

4 June, 3 pm

Organic Compounds for Functional Applications

Staff are asked to attend the entire session and mark all of the talks using the criteria below.

Hi Stephen, when you submit this form, the owner will be able to see your name and email address.

* Required

Speaker 1

1

Who are you marking? *

Select your answer

2

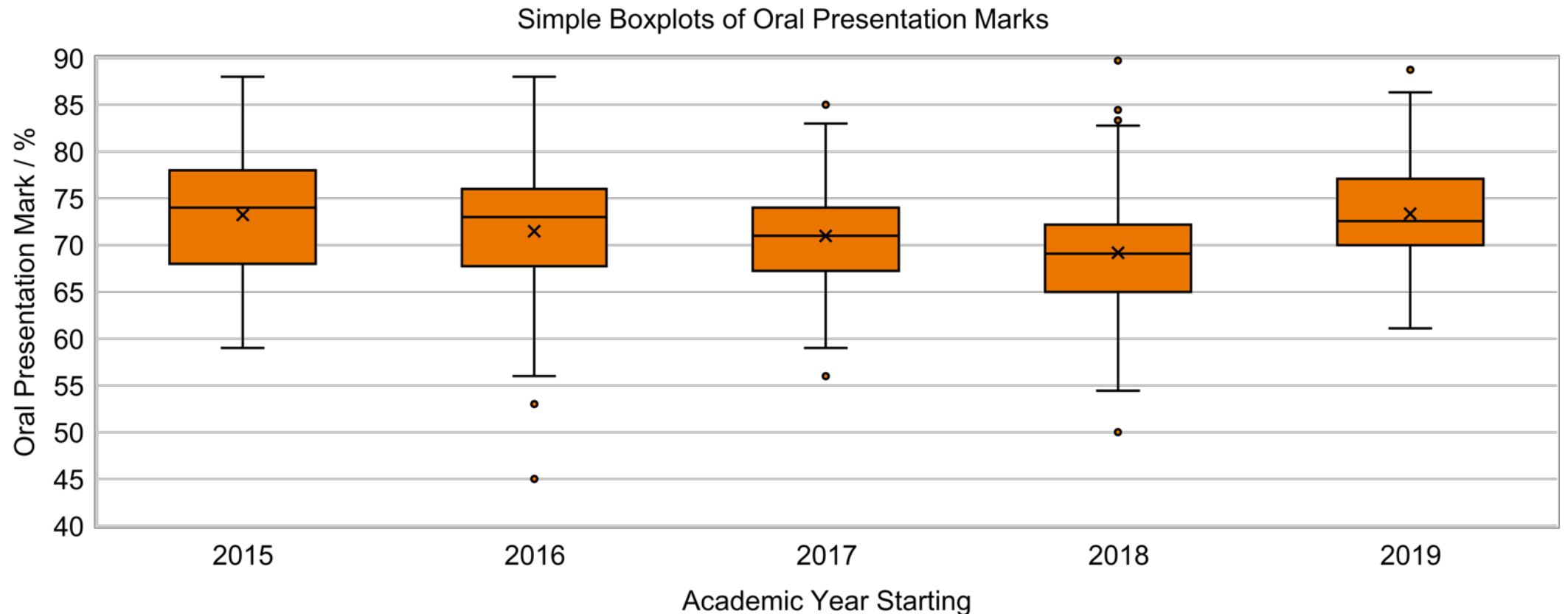
Please give the student a mark out of 10, using the rubric as guidance. *

Mark /10	0	≤4	5	6	7	≥8
Organisation		The presentation was chaotically organised.	Some organisation was evident.	The presentation was well organised.	The presentation was very well organised.	The speaker organised everything extremely well with a professional flair.

- Rubric as last year.
- Moved to Microsoft Forms.
- Admin team standardised student names to prevent confusion later.
- Produced a handy spreadsheet!

Student Marks

Academic Year	2015/16	2016/17	2017/18	2018/19	2019/20 [online]
Students	78	90	60	64	67
Mean / %	73.22	71.49	70.98	69.19	73.34
Standard Deviation	6.82	7.62	5.77	7.17	5.31



Students' Views

Initially when I heard that SARPIC was going to be online last year **I was a little disappointed** because I had been so looking forward to **getting together** with everyone to see and discuss the research in person. In the end **the fact it was online didn't make any difference**, it was the perfect way to end the masters and 4 years of undergraduate study by being able to proudly share and enjoy what I and my peers had accomplished during this time. It was **obvious how much time and thought had gone into the planning and arrangements**.

Prerecording the talk was **much less stressful** than giving it live!



Giving an online talk was a **unique challenge** and quite different to the in person talk I was expecting. It was probably **easier than giving the talk to a live audience** as I could sit in my bedroom and deliver it in a very comfortable environment. The **SARPIC sessions were all very well run** and gave me confidence to give subsequent online presentation as the pandemic has continued.

Conclusions

- **Training and practice** is crucial for everyone concerned.
- At least **two chairs** are recommended for each session.
- Moving online was **not detrimental** to students' performance.
 - Minimal technical issues.
- Pre-recording and presenting online **reduced students' anxiety** about presenting.

Acknowledgements

CHEM0058/9 Organisers

- Prof. Sally Price
- Prof. Paul McMillan

Departmental Tutor

- Dr Dewi Lewis

Technical Chairs

- Dr Jamie Baker
- Dr Matt Blunt
- Prof. Katherine Holt
- Prof. Mike Porter
- Dr Anna Roffey

All the year 4 students 2019/20.